Overview
Dimension



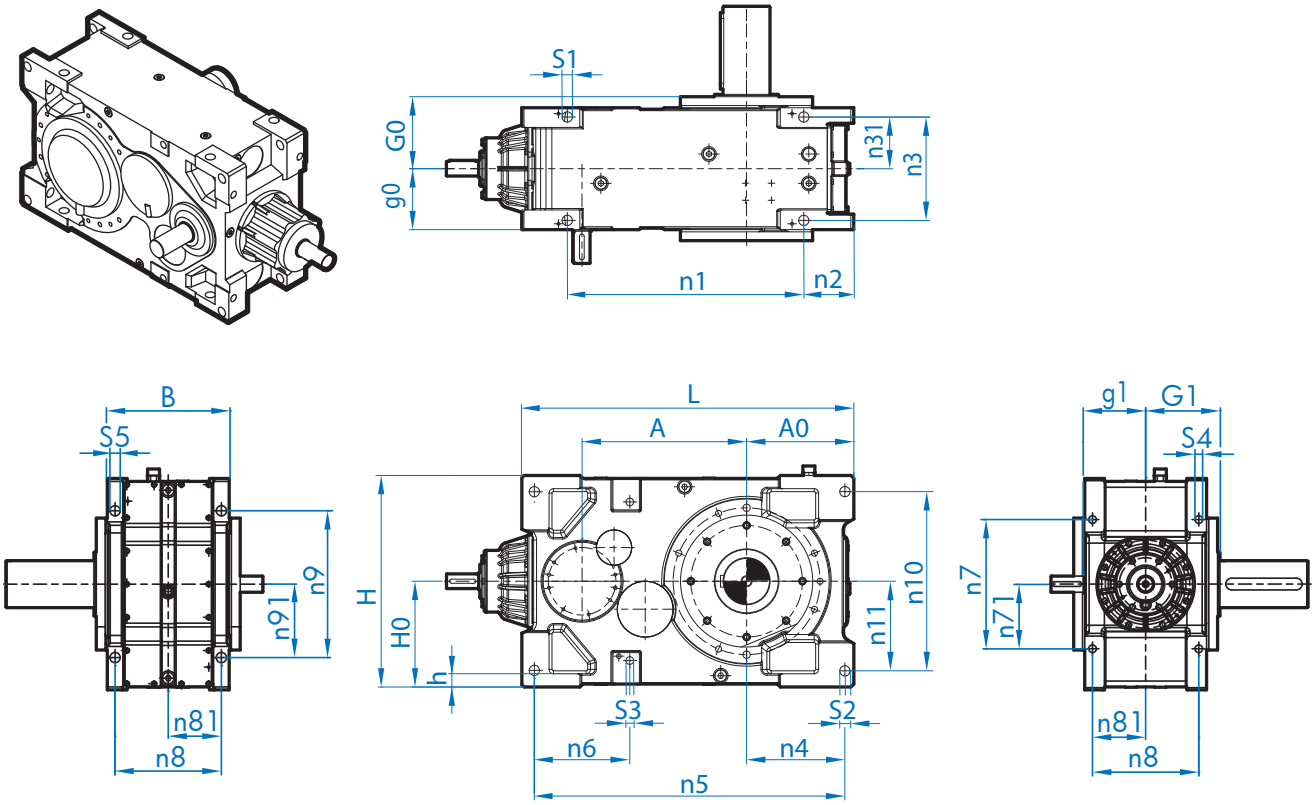

	OVERALL DIMENSIONS											MOUNTING HOLE DIM.			
	A	A0	B	g0	G0	g1	G1	h	H	H0	L	S1/S2	S4/S5	S3	⇨ 🕮
SK 5.07	377	230	345	172,5	172,5	182,5	192,5	30	455	227,5	730	ø 28	M24 x 40	M24 x 36	220
SK 6.07	402	255	345	172,5	172,5	182,5	192,5	30	495	247,5	780	ø 28	M24 x 40	M24 x 36	222
SK 7.07	440	295	350	175	189	179	197 (215)*	35	530	265	870	ø 28	M24 x 30	M24	226
SK 8.07	465	325	350	175	189	179	197 (215)*	35	590	295	925	ø 28	M24 x 30	M24	228
SK 9.07	530	330	415	207,5	248	212,5	253	45	650	325	1055	ø 35	M30 x 45	M30	230
SK 10.07	560	365	415	207,5	248	212,5	253	45	720	360	1130	ø 35	M30 x 45	M30	232
SK 11.07	630	370	440	254	270	260	280	52	750	375	1210	ø 42	M36 x 58	M36	234
SK 12.07	695	405	510	288,5	305	294	315	57	850	425	1345	ø 48	M42 x 65	M42	236
SK 13.07	780	475	550	323	343	328	353	60	950	475	1530	ø 55	M48 x 75	M48	238
SK 14.07	835	505	610	325	373	355	383	55	1050	525	1615	ø 55	M48 x 75	M48	240
SK 15.07	935	545	650	361	385	371	395	70	1100	550	1800	ø 65	M56 x 90	M56	242

	CENTER DISTANCE DIMENSIONS															
	n1	n2	n3	n31	n4	n5	n6	n7	n71	n8	n81	n9	n91	n10	n11	⇨ 🕮
SK 5.07	490	125	295	147,5	205	680	196	320	160	295	147,5	320	160	400	200	220
SK 6.07	530	130	295	147,5	230	730	196	320	160	295	147,5	320	160	400	200	222
SK 7.07	590	160	305	152,5	270	820	220	380	190	300	150	380	190	460	230	226
SK 8.07	645	160	305	152,5	300	875	220	440	220	300	150	380	190	540	270	228
SK 9.07	730	175	352	176	302,5	995	325	440	220	362	181	440	220	540	270	230
SK 10.07	805	170	352	176	335	1057	325	500	250	362	181	440	220	640	320	232
SK 11.07	850	217,5	370	185	330	1130	340	520	260	385	192,5	520	260	670	335	234
SK 12.07	930	257,5	430	215	365	1265	410	600	300	440	220	600	300	770	385	236
SK 13.07	1050	290	465	232,5	425	1430	450	700	350	475	237,5	700	350	850	425	238
SK 14.07	1100	295	525	262,5	455	1515	150	780	390	535	267,5	700	350	950	475	240
SK 15.07	1230	345	550	275	490	1690	530	800	400	560	280	800	400	990	495	242

* values in brakets at option „DRY“



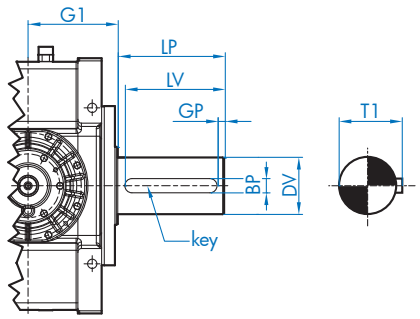

Solid Output Shaft

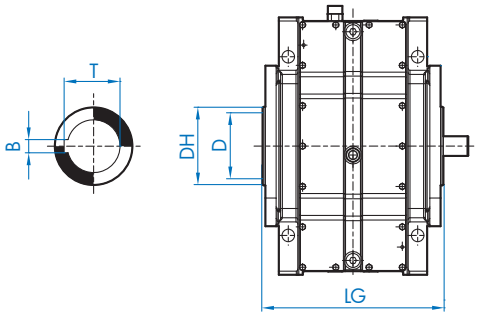

Hollow Shaft

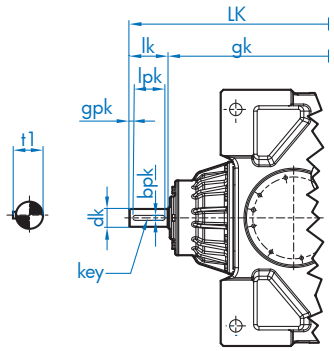

Solid Input Shaft

	SOLID OUTPUT SHAFT							HOLLOW SHAFT					
	DV	LP	LV	BP	GP	T1	Key	ø D	ø DH H7	LG	B	T	⇨📖
SK 5.07	120	210	180	32	15	127	32 x 18 x180	140	105	385	28	111,4	220
SK 6.07	120	210	180	32	15	127	32 x 18 x 180	140	105	385	28	111,4	222
SK 7.07	140	250	200	36	25	148	36 x 20 x 200	160	125	394	32	132,4	226
SK 8.07	140	250	200	36	25	148	36 x 20 x 200	160	125	394	32	132,4	228
SK 9.07	160	300	260	40	20	169	40 x 20 x 260	220	160 (145)*	506	40	169,4	230
SK 10.07	160	300	260	40	20	169	40 x 20 x 260	220	160 (145)*	506	40	169,4	232
SK 11.07	170	300	260	40	20	179	40 x 22 x 260	240	170	560	40	179,4	234
SK 12.07	200	350	300	45	25	210	45 x 25 x 300	250	190	630	45	200,4	236
SK 13.07	230	410	350	50	31	241	50 x 28 x 350	285	230	706	50	241,4	238
SK 14.07	250	410	360	56	25	262	56 x 32 x 360	285	230	766	50	241,4	240
SK 15.07	250	410	360	56	25	262	56 x 32 x 360	320	250	790	56	262,4	242

	SK..407 SOLID INPUT SHAFT									
	i_N	LK	gk	dk	lk	lpk	bpk	t1	gpk	Key
SK 5.07	**18 - 100**	976	896	ø 38	80	70	10	41,0	5,0	10 x 8 x 70
SK 6.07	**20 - 112**	1026	946	ø 38	80	70	10	41,0	5,0	10 x 8 x 70
SK 7.07	**18 - 50**	1167	1057	ø 48	110	100	14	51,5	5,0	14 x 9 x 100
	56 - 100	1137	1057	ø 38	80	70	10	41,0	5,0	10 x 8 x 70
SK 8.07	**20 - 56**	1222	1112	ø 48	110	100	14	51,5	5,0	14 x 9 x 100
	63 - 112	1192	1112	ø 38	80	70	10	41,0	5,0	10 x 8 x 70
SK 9.07	**18 - 50**	1322	1212	ø 50	110	90	14	54,5	10,0	14 x 9 x 90
	56 - 100	1312	1212	ø 40	100	80	12	43,0	10,0	12 x 8 x 80
SK 10.07	**20 - 56**	1387	1277	ø 50	110	90	14	53,5	10,0	14 x 9 x 90
	63 - 112	1377	1277	ø 40	100	80	12	43,0	10,0	12 x 8 x 80
SK 11.07	**12,6 - 45**	1564	1424	ø 70	140	125	20	74,5	7,5	20 x 12 x 125
	50 - 71	1534	1424	ø 50	110	90	14	53,5	10,0	14 x 9 x 90
SK 12.07	**12,6 - 45**	1782	1612	ø 80	170	140	22	85,0	15,0	22 x 14 x 140
	50 - 71	1752	1612	ø 70	140	125	20	74,5	7,5	20 x 12 x 125
SK 13.07	**12,6 - 45**	1997	1827	ø 80	170	140	22	85,0	15,0	22 x 14 x 140
	50 - 71	1967	1827	ø 70	140	125	20	74,5	7,5	20 x 12 x 125
SK 14.07	**20 - 50**	2082	1912	ø 80	170	140	22	85,0	15,0	22 x 14 x 140
	55 - 90	2052	1912	ø 70	140	125	20	74,5	7,5	20 x 12 x 125
SK 15.07	**12,6 - 45**	2332	2132	ø100	210	180	28	106	15,0	28 x 16 x 180
	50 - 71	2302	2132	ø 80	170	140	22	85,0	15,0	22 x 14 x 140

	SK..507 SOLID INPUT SHAFT										
	i_N	LK	gk	dk	lk	lpk	bpk	t1	gpk	Key	⇨📖
SK 5.07	**112 - 400**	908	848	ø 28	60	50	8	31,0	5,0	8 x 7 x 50	220
SK 6.07	**125 - 450**	958	898	ø 28	60	50	8	31,0	5,0	8 x 7 x 50	222
SK 7.07	**112 - 400**	1065	1005	ø 28	60	50	8	31,0	5,0	8 x 7 x 50	226
SK 8.07	**125 - 450**	1120	1060	ø 28	60	50	8	31,0	5,0	8 x 7 x 50	228
SK 9.07	**112 - 400**	1262	1182	ø 38	80	70	10	41,0	5,0	10 x 8 x 70	230
SK 10.07	**125 - 450**	1337	1257	ø 38	80	70	10	41,0	5,0	10 x 8 x 70	232
SK 11.07	**80 - 400**	1481	1371	ø 50	110	90	14	53,5	10,0	14 x 9 x 90	234
SK 12.07	**80 - 400**	1634	1524	ø 50	110	90	14	54,5	10,0	14 x 9 x 90	236
SK 13.07	**80 - 400**	1907	1767	ø 70	140	125	20	74,5	7,5	20 x 12 x 125	238
SK 14.07	**100 - 400**	2052	1912	ø 70	140	125	20	74,5	7,5	20 x 12 x 125	240
SK 15.07	**80 - 400**	2192	2052	ø 70	140	125	20	74,5	7,5	20 x 12 x 125	242

* values in brakets at option „DRY“